



THE ROLE OF CULTURAL CAPITAL IN A PLURALISTIC MENTAL
HEALTH PROVISION- CARES OF LIFE PROJECT

Dele Olajide
Consultant Psychiatrist
SLaM NHS Trust, London
dele.olajide@slam.nhs.uk



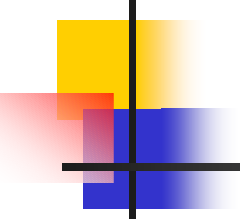
CARES OF LIFE LOGO





SOUTHWARK AT NIGHT

SOUTHWARK POPULATION (Census 2001)



		%
Total Population	244,866	
White	154,316	63
Black	69,320	28
African	39,949	16.3
Caribbean	19,555	8
Black Other & mixed	9,816	3.7



Southwark Ethnicity by percentage

	1991	2001
Southwark Population		
Total	242,300	244,866
	%	%
White	68	63
Black	23	28
Black African	11	16.3
Black Caribbean	9	8
Black Other	3	3.7



DEMOGRAPHICS-1

SOUTHWARK POPULATION 242,300
(244,866)

- WHITE=68% (63)
- BLACK=23% (28)
- BLACK AFRICAN=11% (16.3) (57.6)
- BLACK CARIBBEAN=9% (8.0) (28.2)
- BLACK OTHER=3% (3.7)



DEMOGRAPHICS-2

- M:0-14=9856 B/W=41%
- M:15-64=20437 B/W=27%

- F:0-14=10125 B/W=44%
- F:15-64=25448 B/W=30%

PREVALENCE OF CMD



S'WARK vs. NATIONAL. 20% vs 12%

ANXIETY:

A-C 13%

WHITE 18%

DEPRESSION

A-C 6%

WHITE 4%



PHILOSOPHY OF CoLP

1. BUILD COMMUNITY CAPACITY TO RECOGNISE MENTAL ILLNESS AT EARLY STAGE
2. BUILD PARTNERSHIPS BETWEEN BLACK COMMUNITY AND AGENCIES(STAT & NON-STAT)
3. ORG. LEARNING FOR SLaM

PHILOSOPHY OF CoLP

STATUTORY AGENCIES

- HEALTH (PRIMARY AND SECONDARY)
- SOCIAL
- HOUSING
- EMPLOYMENT

VOLUNTARY SECTOR

- DAY CARE
- DROP IN ETC.

FEAR WALL

MISTRUST / FEAR / NEGATIVE EXPERIENCE

BLACK PERSON/FAMILY

PHILOSOPHY OF CoLP

STATUTORY AGENCIES

- HEALTH (PRIMARY AND SECONDARY)
- SOCIAL
- HOUSING
- EMPLOYMENT

VOLUNTARY SECTOR

- DAY CARE
- DROP IN ETC.

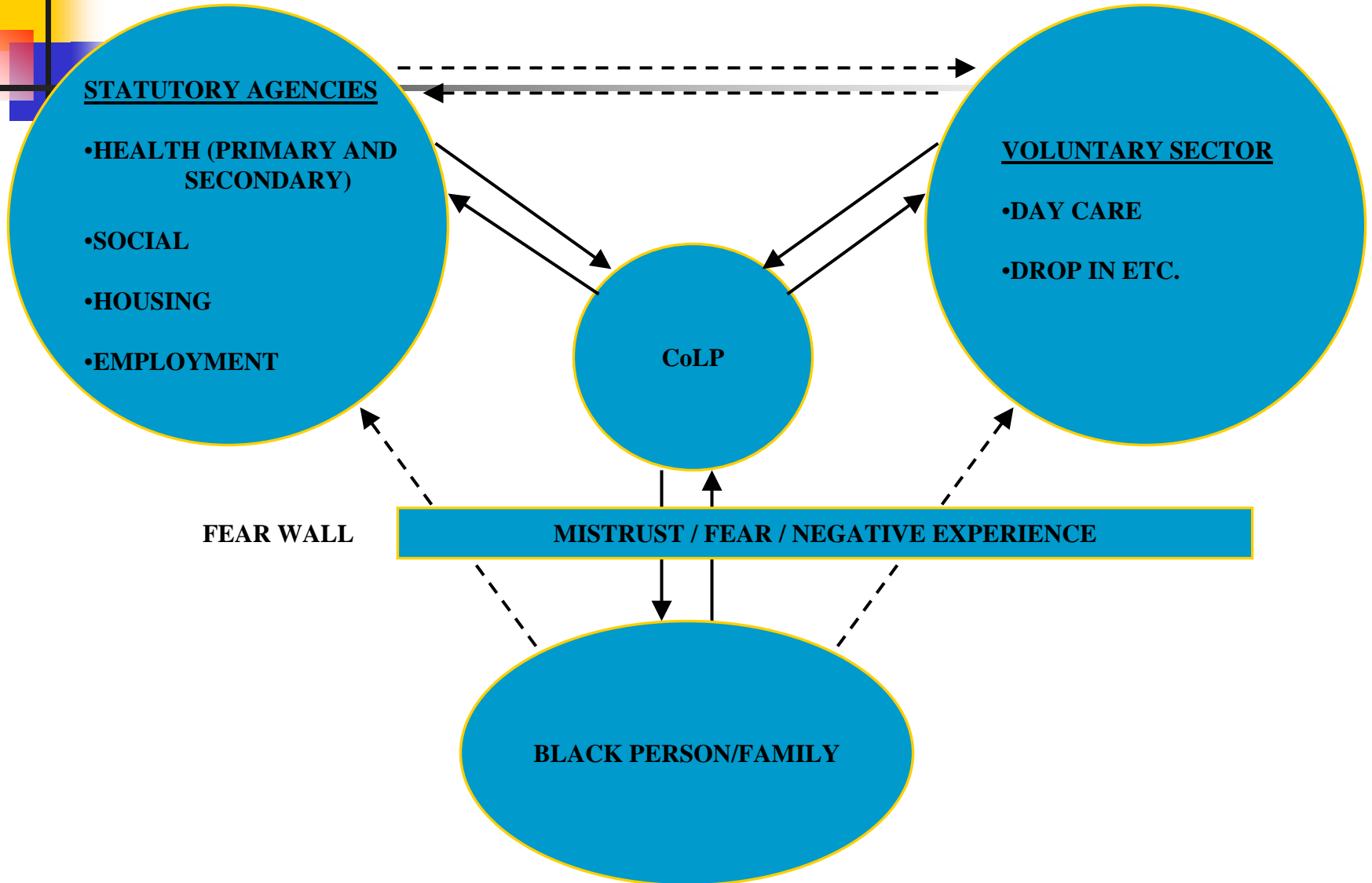
CoLP

FEAR WALL

MISTRUST / FEAR / NEGATIVE EXPERIENCE

BLACK PERSON/FAMILY

PHILOSOPHY OF CoLP





PROJECT TIMESCALE

- CONSULTATION PHASE - YEAR 1
- IMPLEMENTATION PHASE - YEARS 2&3
- MAINSTREAMING



STAKEHOLDERS - STATUTORY

- HEALTH (SLaM, SPCT)
- SOUTHWARK BOROUGH AGENCIES
- SOCIAL SERVICES
- HOUSING
- EDUCATION
- EMPLOYMENT
- WELFARE



STAKEHOLDERS-NONSTAT.

- BLACK MAJORITY CHURCHES
- OTHER FAITHS
- BVOs
- COMMUNITY GROUPS
- HAIRDRESSERS/BARBERS
- LOCAL BLACK BUSINESSES



3 MODELS OF COMMUNITY ENGAGEMENT

3.1. SOCIAL NETWORK ANALYSIS

- DESCRIBE LOCAL STRUCTURES
- IDENTIFY FORMAL/INFORMAL SUPPORT NETWORKS
- IDENTIFY UNMET NEEDS
- RECRUIT REPRESENTATIVE SAMPLES FOR APPRECIATIVE INQUIRY



3 MODELS OF COMMUNITY ENGAGEMENT

3.2. APPRECIATIVE INQUIRY

- SOCIAL CONSTRUCTIONISM
- SIMULTANEITY
- POETICAL
- ANTICIPATORY




3 MODELS OF COMMUNITY ENGAGEMENT

3.3 IMAGINE SOUTHWARK

- DISCOVER AND VALUE THOSE FACTORS THAT GIVE LIFE TO THE COMMUNITY
- ENVISION WHAT MIGHT BE
- ENGAGE IN DIALOGUE
- CREATE THE FUTURE THROUGH INNOVATION AND ACTION

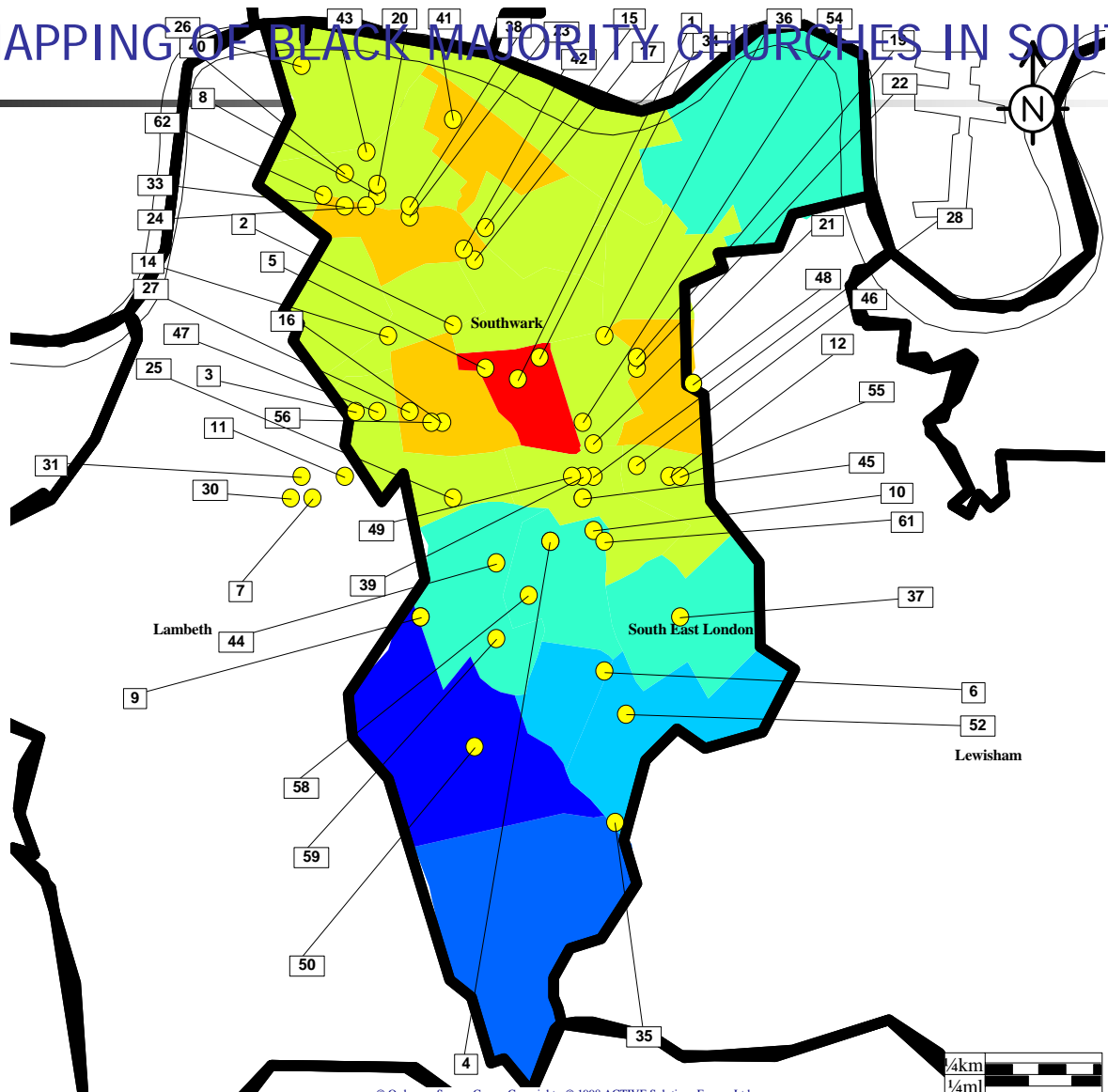
IMAGINE CoLP-1



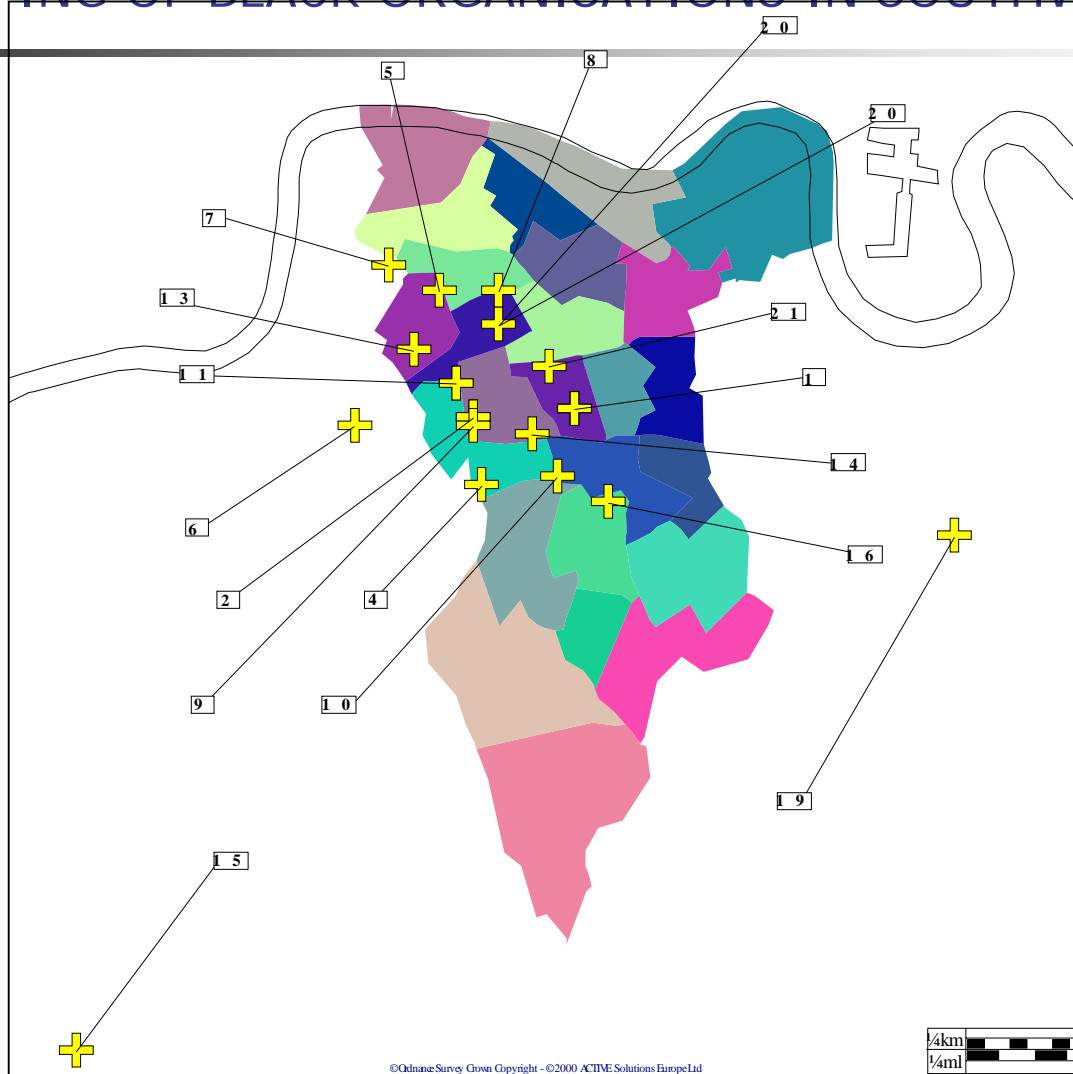
IMAGINE CoLP-2



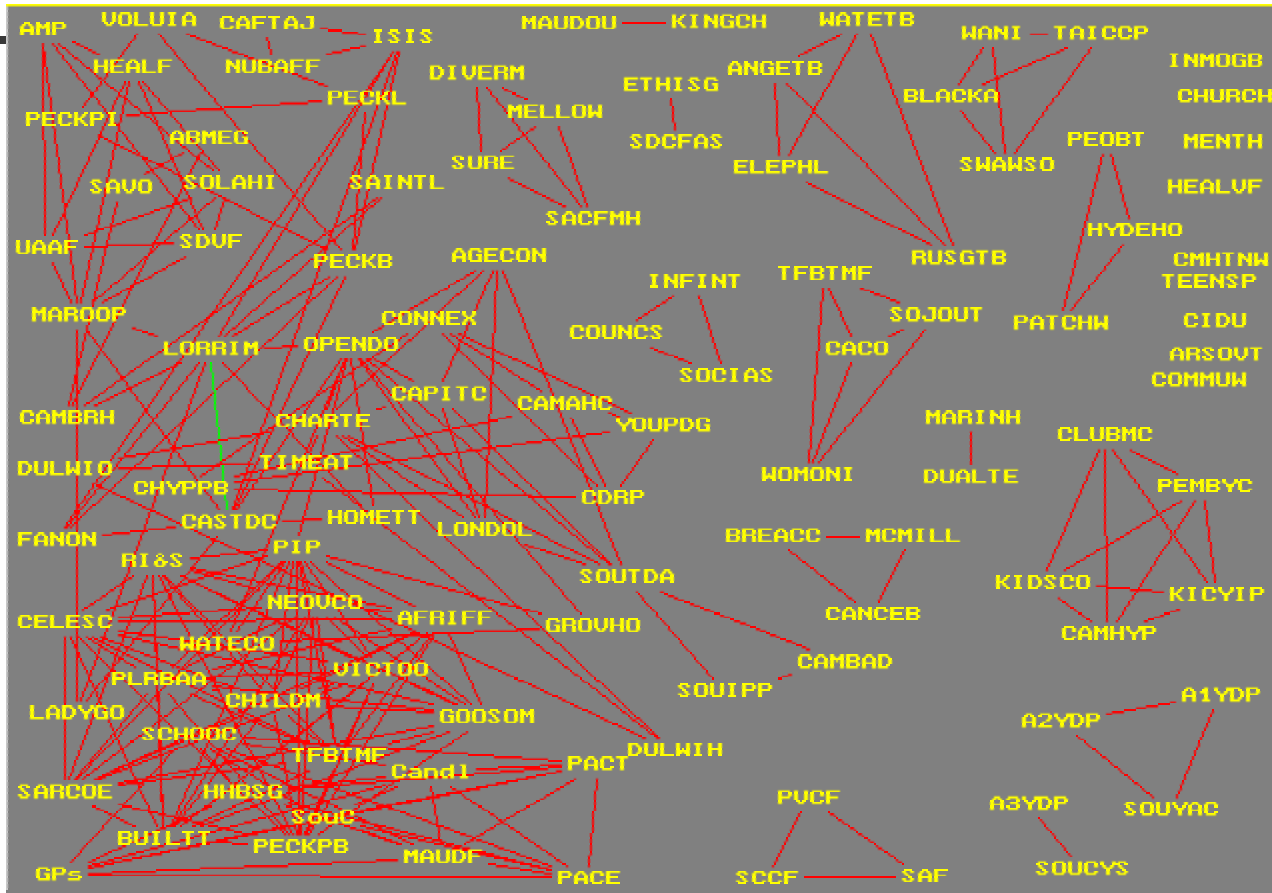
MAPPING OF BLACK MAJORITY CHURCHES IN SOUTHWARK



MAPPING OF BLACK ORGANISATIONS IN SOUTHWARK



SOCIAL NETWORK ANALYSIS SOUTHWARK



SERVICE INNOVATIONS



- CARES OF LIFE VOLUNTEERS(COLV)
- COMMUNITY HEALTH WORKERS(CHW)
- LINK WORKERS(LW)
- SATELLITE COMMUNITY CLINICS
- TIME BANK CO-PRODUCTION
- COLP HEALTH PROMOTION BUS

Cares of Life Health Promotion Bus





PROMOTION OF CoLP

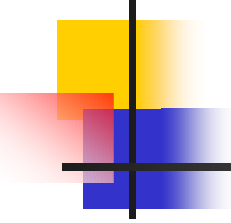
- LOGO
- PAMPHLETS
- WEBSITE
- MEDIA STRATEGY
- LAUNCH



PROJECT GOVERNANCE

- PROJECT MANAGEMENT GROUP
- PROJECT STEERING GROUP
- PROJECT ADVISORY GROUP

YEAR ONE FINDINGS-1

- 
-
1. LACK OF TRUST BETWEEN COMMUNITY AND STAT. ORGS.
 2. LOOSE SOCIAL NETWORKS IN SOUTHWARK
 3. POWERFUL ORGS. NOT INFLUENTIAL IN MENTAL HEALTH OF COMMUNITY
 4. CENTRALITY OF SMALL BLACK LED ORGS.
 5. NODES OF INFLUENCE ACT AS POWERFUL GATE KEEPERS

YEAR ONE FINDINGS-2

6. ORGANISATIONAL INERTIA
7. SHORT RUN- IN TIME FROM FUNDING TO IMPLEMENTATION
8. POOR LINK BETWEEN PHYSICAL AND PSYCHIC CORRELATES OF ANX/DEPR.
9. RECRUITMENT DIFFICULTIES
10. ANXIETIES ABOUT MAINSTREAMING